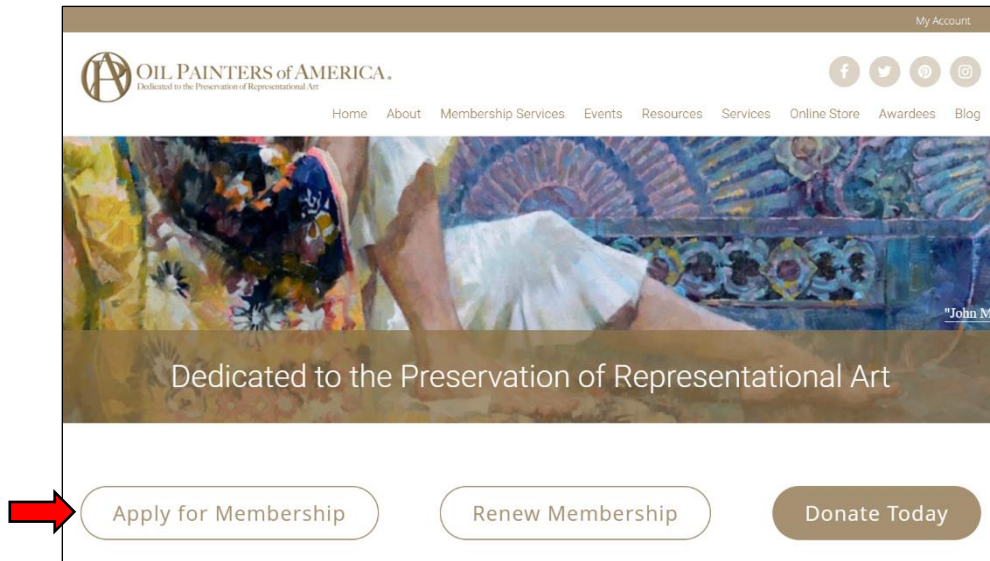


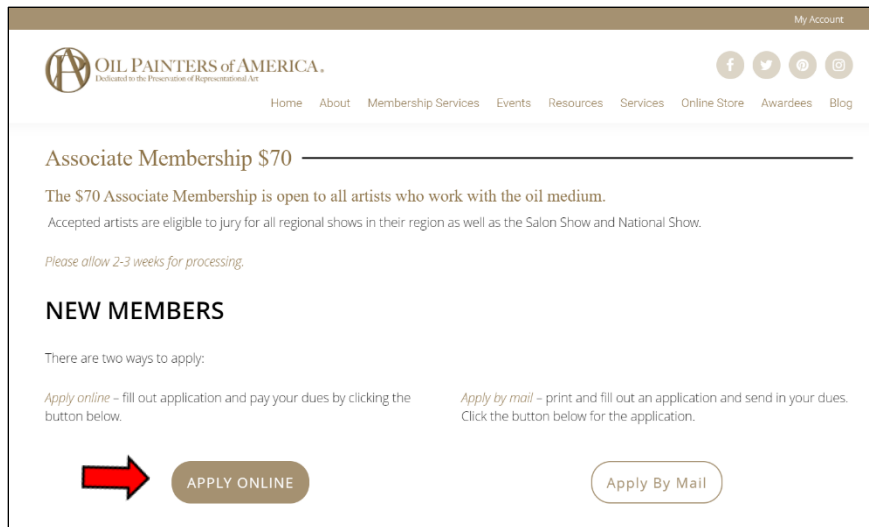
# OPA Membership Application Instructions

1. Visit [www.oilpaintersofamerica.com](http://www.oilpaintersofamerica.com)


2. Scroll down until you see the different buttons. Click on the *Apply for Membership* button.



3. Click the *Apply Online* button



4. Click the *Add to cart* button



5. Fill out the entire application. Scroll down to include an artist's headshot photo

The screenshot shows the 'Membership Application' page. At the top, there is a navigation bar with the website logo and menu items: Home, About, Membership Services, Events, Resources, Services, Online Store, Awardees, and Blog. A 'My Account (1)' link is in the top right. Below the navigation, a message states: "Associate Membership 2022\* has been added to your cart." with a 'View cart' button. The form fields include: Salutation (radio buttons for Mr., Mrs., Ms., Miss, Dr.), First name, Last name, Country / Region (dropdown menu showing 'United States (US)'), and Street address (text input with placeholder 'House number and street name').

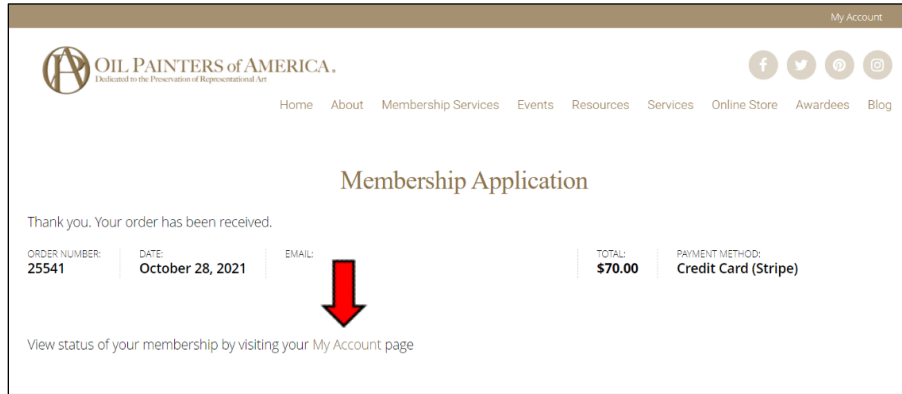
6. Upload 2 samples of your work. Scroll down to upload a second image

The screenshot shows the 'Submit Your Work' page. It features the website logo and navigation bar. The main heading is 'Submit Your Work' with a subtext: 'Please submit 2 images for membership review. They must be painted within the last 3 years.' Below this, there is a large 'Upload Image' button. Further down, there are text input fields for 'Painting Title' (with placeholder 'Click here to enter painting title') and 'Painting Size' (with placeholder 'Height x Width').

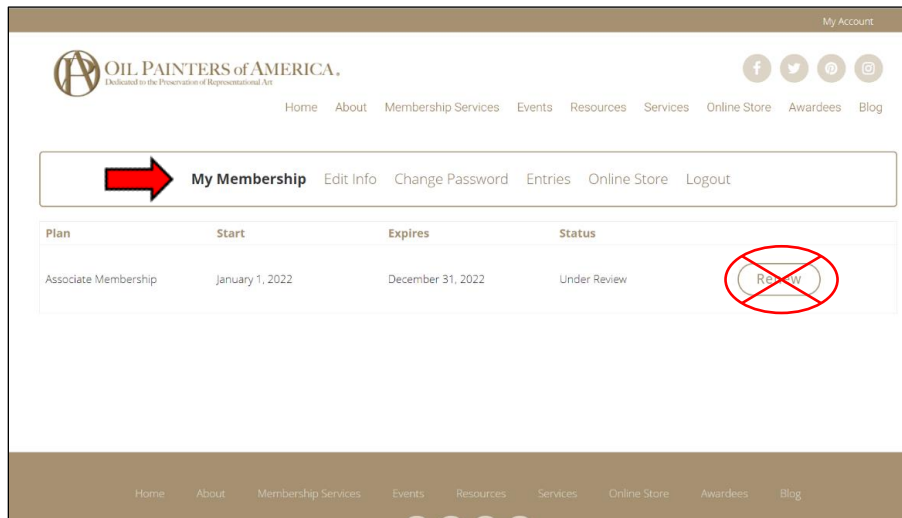
7. Enter your credit card information and click the *Place Order* button

The screenshot shows the payment section of the website. It has the website logo and navigation bar. There are two radio button options: 'Check payments' and 'Credit Card (Stripe)'. The 'Credit Card (Stripe)' option is selected. Below this, a message says 'Pay with your credit card via Stripe.' The form includes fields for 'Card Number' (with placeholder '1234 1234 1234 1234'), 'Expiry Date' (with placeholder 'MM / YY'), and 'Card Code (CVC)' (with placeholder 'CVC'). There is a checkbox for 'Save payment information to my account for future purchases.' At the bottom right, there is a 'Place order' button, which is highlighted with a red arrow.

8. Your order has been received. Click the *My Account* link to go to your new account. **Please Note: It may take up to 10 minutes for your application to show on your account. Please do NOT reapply for membership if you don't see anything.**



9. Click My Membership to view the status of your membership. Please allow between 2 - 3 weeks for your application to be reviewed. **Do NOT click the Renew button or you will be charged another membership application fee.**



If your application for membership is not accepted,  
you will be refunded the application fee.

Thank you for your interest in Oil Painters of America.