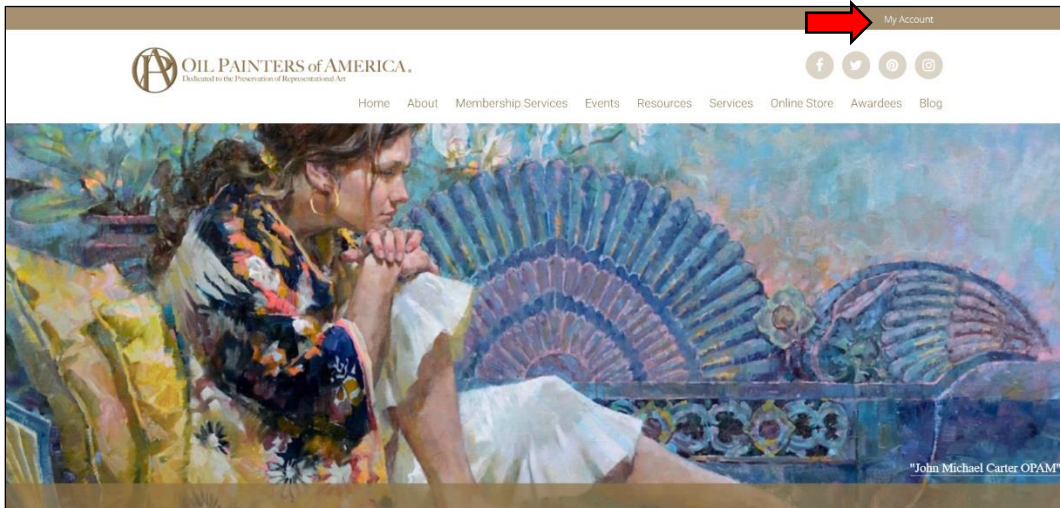


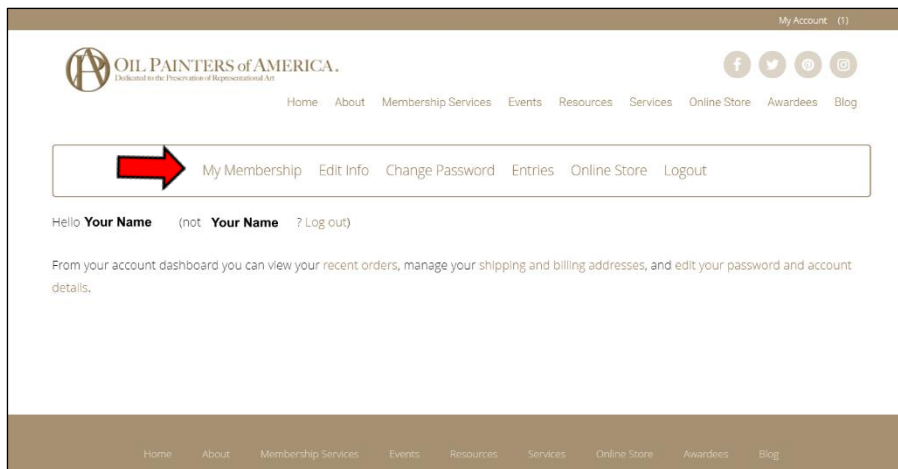
OPA Membership Renewal Instructions

Please make sure the mandatory password reset has been done prior to renewing your membership

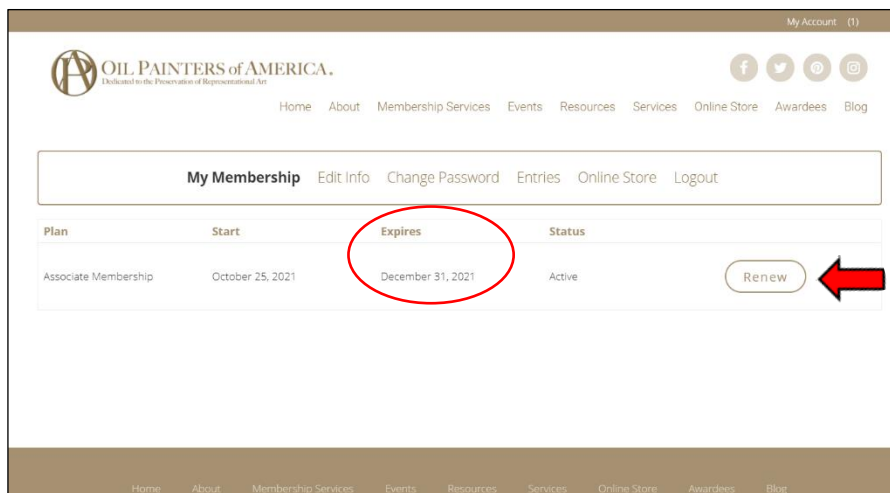
1. Visit www.oilpaintersofamerica.com
2. Click the *My Account* link.



3. Click the *My Membership* link



4. Check to see when your membership expires. Click the *Renew* button



5. Your renewal has been added to your cart. If you would like to add a donation, enter the amount and click the update cart button. If you do not want to add a donation, scroll down

My Account (1)

OIL PAINTERS of AMERICA.
Dedicated to the Preservation of Representational Art

Home About Membership Services Events Resources Services Online Store Awardees Blog

Cart

Product	Price	Quantity	Subtotal
Associate Membership 2022	\$70.00	1	\$70.00

Add a donation to your order

6. Click *Proceed to checkout* or *Return to shop* if you'd like to add OPA merchandise to your cart

My Account (1)

OIL PAINTERS of AMERICA.
Dedicated to the Preservation of Representational Art

Home About Membership Services Events Resources Services Online Store Awardees Blog

Cart totals

Subtotal	\$70.00
Tax (estimated for the United States (US))	\$0.00
Total	\$70.00

7. Please make sure your name and address are correct

My Account (1)

OIL PAINTERS of AMERICA.
Dedicated to the Preservation of Representational Art

Home About Membership Services Events Resources Services Online Store Awardees Blog

Membership Application

Salutation Mr. Mrs. Ms. Miss Dr.

First name Last name

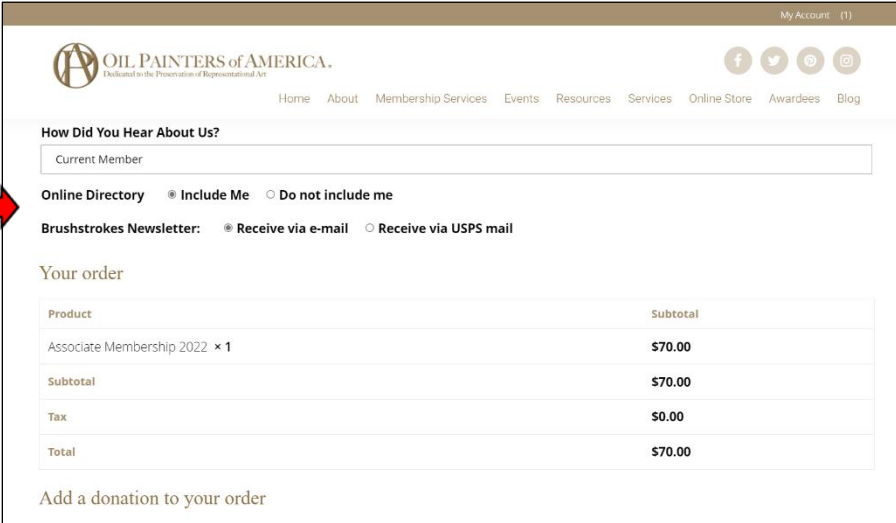
Country / Region

Street address

Town / City

State

8. Please review your Online Directory and Brushstrokes Newsletter options



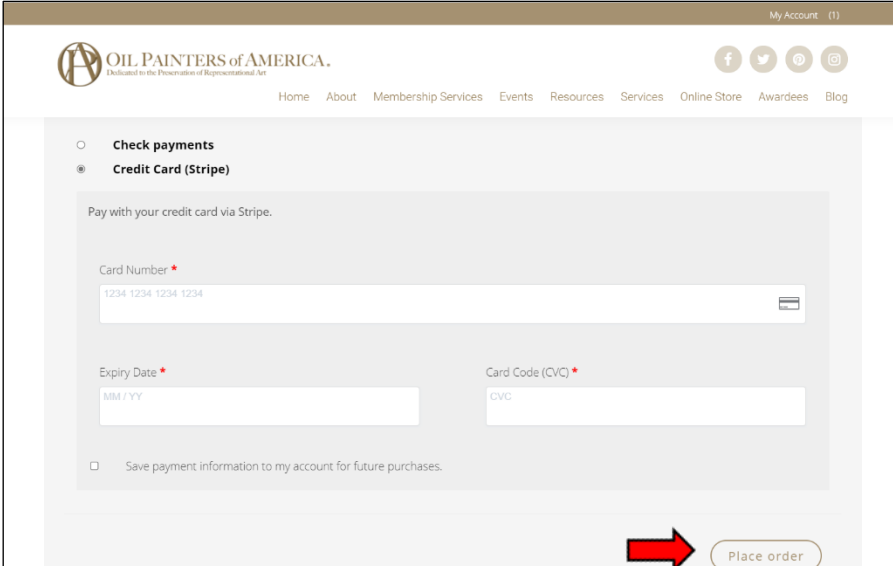
The screenshot shows the OIL PAINTERS of AMERICA website. At the top, there is a navigation menu with links for Home, About, Membership Services, Events, Resources, Services, Online Store, Awardees, and Blog. Below the navigation, there is a section titled "How Did You Hear About Us?" with a dropdown menu set to "Current Member". A red arrow points to the "Online Directory" section, which has two radio button options: "Include Me" (selected) and "Do not include me". Below this is the "Brushstrokes Newsletter" section with two radio button options: "Receive via e-mail" (selected) and "Receive via USPS mail".

Your order

Product	Subtotal
Associate Membership 2022 × 1	\$70.00
Subtotal	\$70.00
Tax	\$0.00
Total	\$70.00

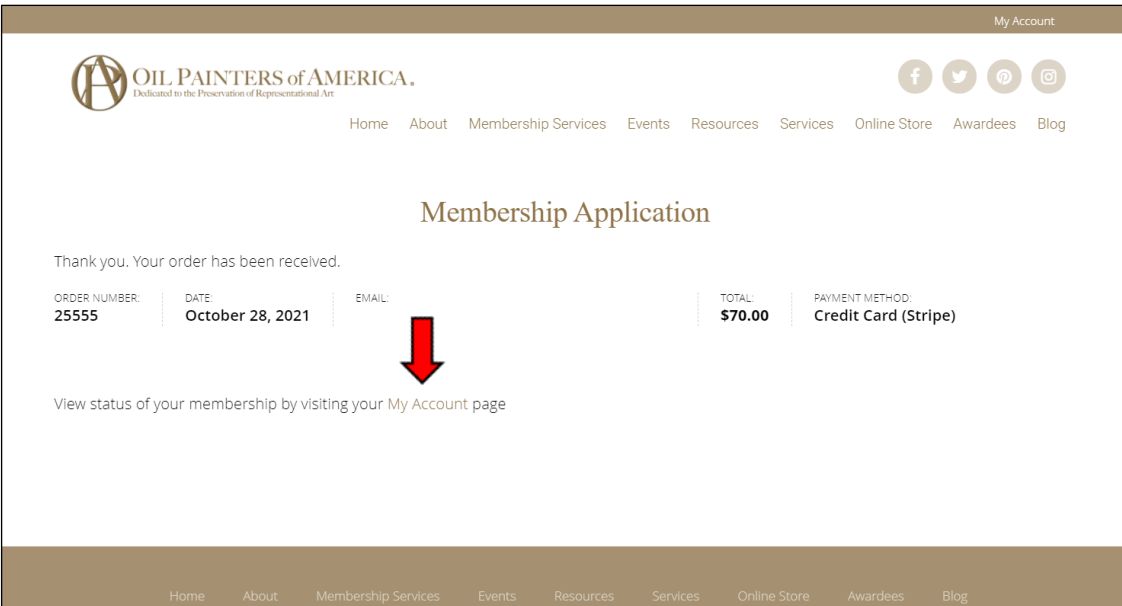
Add a donation to your order

9. Add and/or review your credit card information and press the *Place order* button



The screenshot shows the OIL PAINTERS of AMERICA website with the "Credit Card (Stripe)" payment method selected. The form includes fields for "Card Number" (with a placeholder "1234 1234 1234 1234"), "Expiry Date" (with a placeholder "MM / YY"), and "Card Code (CVC)" (with a placeholder "CVC"). There is a checkbox for "Save payment information to my account for future purchases." A red arrow points to the "Place order" button at the bottom right of the form.

10. Your order has been received. Click the My Account link to view your status.

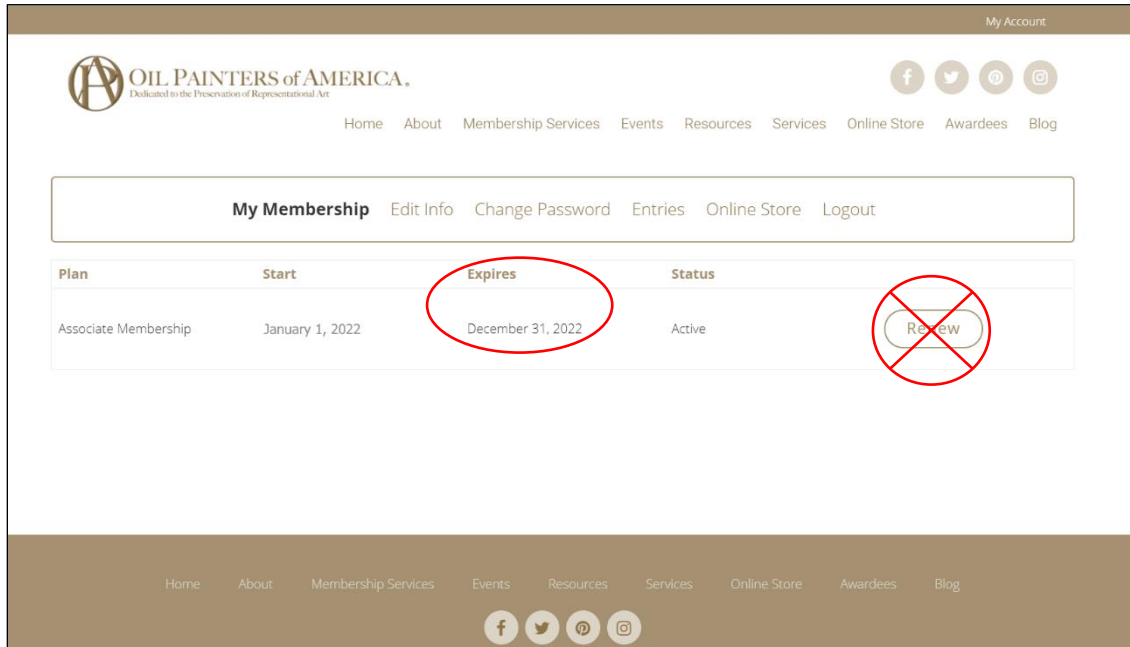


The screenshot shows the OIL PAINTERS of AMERICA website with a confirmation message. The message reads "Membership Application" and "Thank you. Your order has been received." Below the message, there is a table with order details:

ORDER NUMBER:	DATE:	EMAIL:	TOTAL:	PAYMENT METHOD:
25555	October 28, 2021		\$70.00	Credit Card (Stripe)

A red arrow points to the text "View status of your membership by visiting your My Account page" below the table. At the bottom of the page, there is a navigation menu with links for Home, About, Membership Services, Events, Resources, Services, Online Store, Awardees, and Blog.

11. It may take up to 10 minutes to update your account. Do NOT click the Renew button again, or you may be charged twice for your renewal.



The screenshot shows the 'My Account' page for the Oil Painters of America. At the top left is the organization's logo and name, 'OIL PAINTERS of AMERICA', with the tagline 'Dedicated to the Preservation of Representational Art'. To the right are social media icons for Facebook, Twitter, Pinterest, and Instagram. Below this is a navigation menu with links for Home, About, Membership Services, Events, Resources, Services, Online Store, Awardees, and Blog. The main content area features a 'My Membership' section with a sub-menu containing 'Edit Info', 'Change Password', 'Entries', 'Online Store', and 'Logout'. Below this is a table with the following data:

Plan	Start	Expires	Status
Associate Membership	January 1, 2022	December 31, 2022	Active

A red circle highlights the 'Expires' date 'December 31, 2022'. To the right of the table, a 'Renew' button is circled in red with a large 'X' over it, indicating it should not be clicked.

At the bottom of the page, there is a footer with the same navigation menu and social media icons as the top.